

## VT25 Course Report for EL615E, Language Teaching in Theory and Practice I

### Bakgrundsinformation

Kursens namn: **English and Education: Language Teaching in Theory and Practice I** Termin: **VT26**

Kursens kod: **EL615E**

Ladokkod: **L0107**

Kursansvarig: **Damon Tutunjian**

Antal registrerade studenter: **16**

Antal studenter som besvarat den summativa kursvärderingen: **3/16 (19%)**

Genomförande	Sätt X
Föregående kursrapport är kommunicerad i samband med kursstart	X
Tidig dialog om förväntningar på kursen	X
Formativ kursvärdering	
Summativ kursvärdering	X
Återkoppling till studenterna	X

### Utvärderingsformer

Sunet survey: Fourteen questions using open ended questions and/or a 6-point scale (1 = "Not at all" to 6 "To a very high degree" (note that item 12 uses a 5-point scale) targeting: 1) achievement of learning outcomes, 2) support from learning activities towards outcomes, 3) meeting expectations, 4) opportunity to take responsibility for own learning 5) success of own work and approach to work, 6) improvement for own approach, 7) organization planning, 8) clarity and informativeness of instructor lectures, 9) clarity and informativeness of instructor feedback, 10) quality of the course literature, 11) overall workload, 12) hours per week spent on the course module, 13) main strengths of the module 14), suggested improvements for the module.

### Sammanfattning av studenternas kursvärderingar

In a Sunet evaluation of this course, three students responded to questions about the course in a relatively neutral way along a number of parameters. Means (SD) and comments are presented in Table 1 below, when applicable:

**Table 1.**

*Responses by question (scale 1-6 except 12, which is 1-5)*

Question	Mean (SD)
1	5.3 (1.2)
2	6.0 (0.0)
3	4.7 (1.2)
4	5.3 (0.6)
7	5.7 (0.6)

8	6.0 (0.0)
9	6.0 (0.0)
10	6.0 (0.0)
11	4.0 (1.0)
12	2.0 (1.0)

---

Regarding (5) and (6), students did not leave any comments.

Regarding (13) and (14), responding students indicated the following:

- I generally do not like statistics, and I felt like I was in deep waters when I realised that the subject of this course is statistics. However, our professor, XXXXXXXX, made everything as simple as possible. He tried to explained (sic) everything in simple terms and with many repetitions so that we can all understand as much as possible. I am still struggling, but at least I can see that there is a support system (our professor)
- The instruction is very clear and do-able.
- I wish to make it as an elective course
- Well, even when you decide to have a qualitative study in the thesis phase, you would often need quantitative research methods. So it is an inevitable component of the master's program. It was a very enjoyable course for me, because I love working with quantitative data.
- Understanding the previous research is also supported by this course.
- I would have liked more time in the classroom where we did experimented with analysis of smaller tasks and interpreted the results.
- Overall, it was a joy for me to work with the real life data and see the vast possibilities of knowledge that a data set can provide for a research.Thank you.

### **Sammanfattning av lärlagets utvärdering, analys, and åtgärdsplan**

The response rate was very low, so these comments cannot be taken to be representative of the class. But at least it can be said that the two students who responded were extremely positive about the at least the instructor's contribution to the course. The low number of work hours expressed in item 12 is somewhat of a concern, and I believe that all students would benefit from additional practice time with the statistical methods. I would like to add more in-class walk-throughs of statistical methods and homework assignments. Both would however require additional resource hours. This is currently a very low-funded course.

.

### **Förslag till revidering av kursplan**

The course title should be changed to better reflect the content. The courses is part of the program and cannot be made an elective.

.

# VT26 EL615E Language Teaching in Theory and Practice I

Answer Count: 3

## 1 To what extent do you think you have achieved the learning outcomes for this course?

To what extent do you think you have achieved the learning outcomes for this course?	Number of responses
Not at all	0 (0.0%)
	0 (0.0%)
	0 (0.0%)
	1 (33.3%)
	0 (0.0%)
To a very high degree	2 (66.7%)
Total	3 (100.0%)



	Mean	Standard Deviation	Coefficient of Variation	Min	Lower Quartile	Median	Upper Quartile	Max
To what extent do you think you have achieved the learning outcomes for this course?	5.3	1.2	21.7 %	4.0	5.0	6.0	6.0	6.0

## 2 To what extent did the learning activities support your efforts to achieve the learning outcomes in this course?

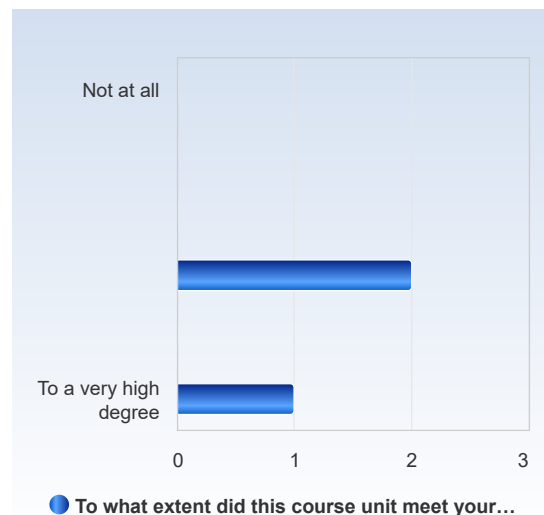
To what extent did the learning activities support your efforts to achieve the learning outcomes in this course?	Number of responses
Not at all	0 (0.0%)
	0 (0.0%)
	0 (0.0%)
	0 (0.0%)
	0 (0.0%)
To a very high degree	3 (100.0%)
Total	3 (100.0%)



	Mean	Standard Deviation	Coefficient of Variation	Min	Lower Quartile	Median	Upper Quartile	Max
To what extent did the learning activities support your efforts to achieve the learning outcomes in this course?	6.0	0.0	0.0 %	6.0	6.0	6.0	6.0	6.0

## 3 To what extent did this course unit meet your expectations?

To what extent did this course unit meet your expectations?	Number of responses
Not at all	0 (0.0%)
	0 (0.0%)
	0 (0.0%)
	2 (66.7%)
	0 (0.0%)
To a very high degree	1 (33.3%)
Total	3 (100.0%)



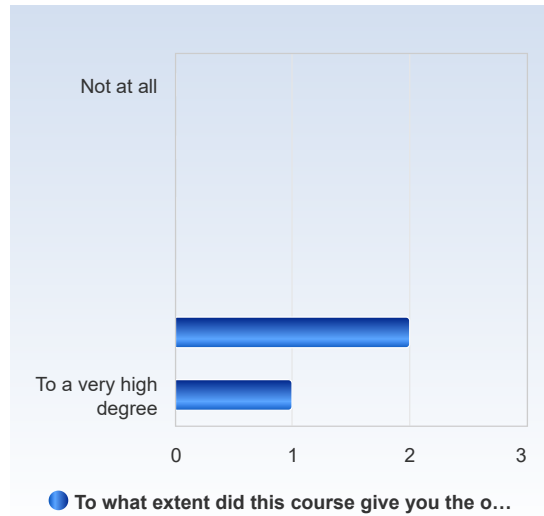
	Mean	Standard Deviation	Coefficient of Variation	Min	Lower Quartile	Median	Upper Quartile	Max
To what extent did this course unit meet your expectations?	4.7	1.2	24.7 %	4.0	4.0	4.0	5.0	6.0

### Comment

Throughout the course a very complicated notion of quantitative research has become easier and manageable, even for somebody like me who is not fond of working with numbers.

#### 4 To what extent did this course give you the opportunity to take responsibility for your own learning?

To what extent did this course give you the opportunity to take responsibility for your own learning?	Number of responses
Not at all	0 (0.0%)
	0 (0.0%)
	0 (0.0%)
	0 (0.0%)
	2 (66.7%)
To a very high degree	1 (33.3%)
Total	3 (100.0%)



	Mean	Standard Deviation	Coefficient of Variation	Min	Lower Quartile	Median	Upper Quartile	Max
To what extent did this course give you the opportunity to take responsibility for your own learning?	5.3	0.6	10.8 %	5.0	5.0	5.0	5.5	6.0

#### 5 What about your own work and approach to learning do you feel was most successful when completing this course?

What about your own work and approach to learning do you feel was most successful when completing this course?

Although I attended all the lectures, I had to dive deep into the lecture notes and supplementary materials when doing the final assignment. I realized that reading the course material, and revising the lectures alone wouldn't help for this course, so I had run and rerun the analyses over and over again and even then I had gaps interpreting the results. When I was able to rewrite the interpretations, I felt more confident about managing a real life data of my future work would produce.

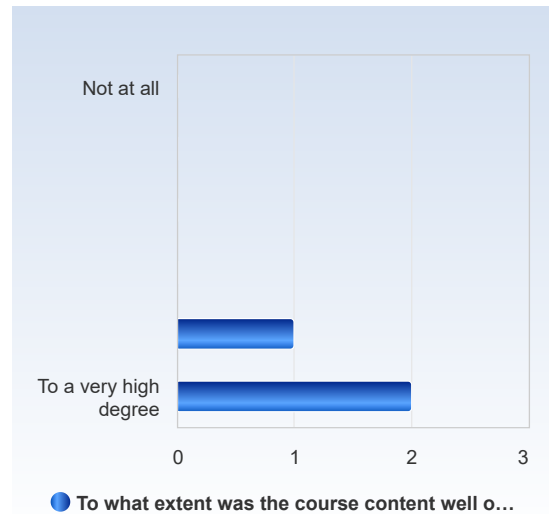
#### 6 What about your own work or approach to the material could you have improved?

What about your own work or approach to the material could you have improved?

I could have started using SPSS earlier, because I struggled understanding what was going on to the different interface of PSPP. It is a whole different thing doing the analysis in real time when it is performed on the board in lessons. It would have changed the way I took my notes down. In the first weeks of the course, I was not able to read the course readings in advance, so it is something I should have done.

## 7 To what extent was the course content well organized and well planned?

To what extent was the course content well organized and well planned?	Number of responses
Not at all	0 (0.0%)
	0 (0.0%)
	0 (0.0%)
	0 (0.0%)
	1 (33.3%)
To a very high degree	2 (66.7%)
Total	3 (100.0%)



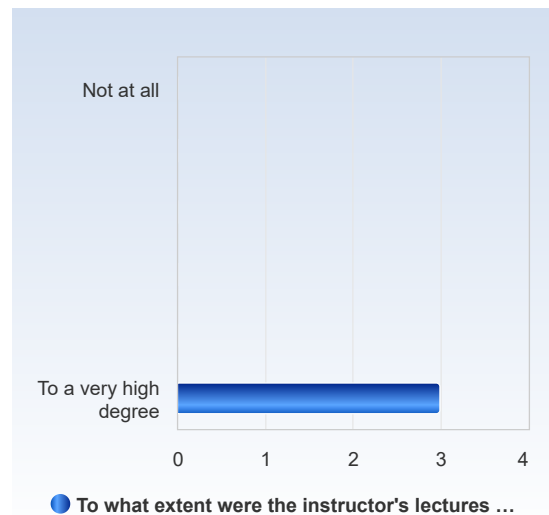
	Mean	Standard Deviation	Coefficient of Variation	Min	Lower Quartile	Median	Upper Quartile	Max
To what extent was the course content well organized and well planned?	5.7	0.6	10.2 %	5.0	5.5	6.0	6.0	6.0

### Comment

As the previous courses [redacted] gave, everything was well organized. It was easy to follow, access and the content was very informative with full of sample manuals and guides.

## 8 To what extent were the instructor's lectures clear and informative?

To what extent were the instructor's lectures clear and informative?	Number of responses
Not at all	0 (0.0%)
	0 (0.0%)
	0 (0.0%)
	0 (0.0%)
	0 (0.0%)
To a very high degree	3 (100.0%)
Total	3 (100.0%)



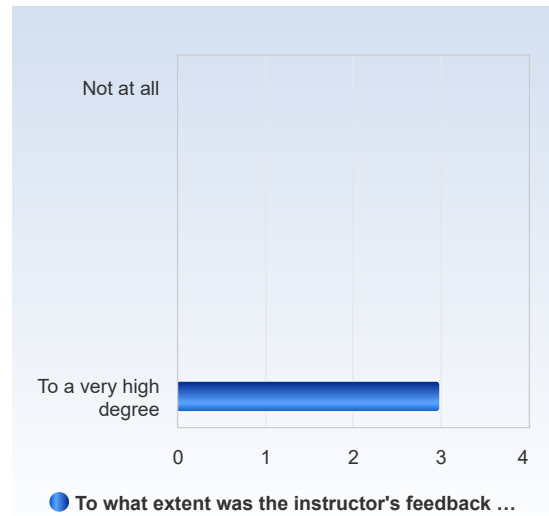
	Mean	Standard Deviation	Coefficient of Variation	Min	Lower Quartile	Median	Upper Quartile	Max
To what extent were the instructor's lectures clear and informative?	6.0	0.0	0.0 %	6.0	6.0	6.0	6.0	6.0

### Comment

Absolutely fantastic, he made a hard-to-understand concept easier and comprehensible. When we do not understand, he extended his lectures and gave more examples.

## 9 To what extent was the instructor's feedback clear and informative?

To what extent was the instructor's feedback clear and informative?	Number of responses
Not at all	0 (0.0%)
	0 (0.0%)
	0 (0.0%)
	0 (0.0%)
	0 (0.0%)
To a very high degree	3 (100.0%)
Total	3 (100.0%)



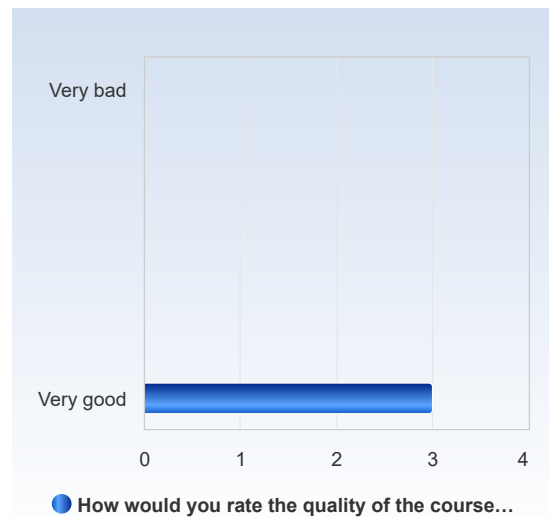
	Mean	Standard Deviation	Coefficient of Variation	Min	Lower Quartile	Median	Upper Quartile	Max
To what extent was the instructor's feedback clear and informative?	6.0	0.0	0.0 %	6.0	6.0	6.0	6.0	6.0

### Comment

He was constructive, and made sure we completed the course understanding what we were doing. He took time to give feedback in detail making clear and to the point explanations. In that way, I could say that the assignment was another lecture he provided us with his knowledge and expertise.

## 10 How would you rate the quality of the course literature used in this course?

How would you rate the quality of the course literature used in this course?	Number of responses
Very bad	0 (0.0%)
	0 (0.0%)
	0 (0.0%)
	0 (0.0%)
	0 (0.0%)
Very good	3 (100.0%)
Total	3 (100.0%)



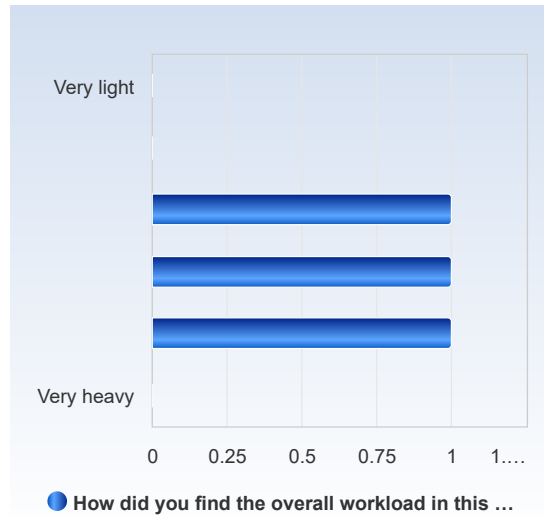
	Mean	Standard Deviation	Coefficient of Variation	Min	Lower Quartile	Median	Upper Quartile	Max
How would you rate the quality of the course literature used in this course?	6.0	0.0	0.0 %	6.0	6.0	6.0	6.0	6.0

**Comment**

The book "Research Methods in Education" is going to be my guide throughout my studies here. The PDF sources and links he embedded in the course modules also helped a lot. I found the SPSS tutorials very useful along with his own lecture slides. I downloaded everything for future reference.

**11 How did you find the overall workload in this course?**

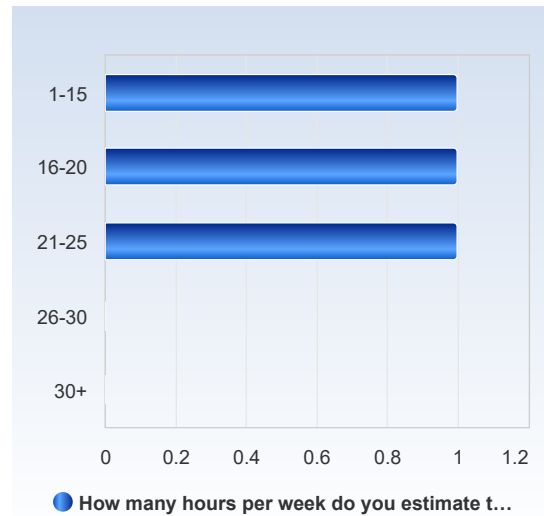
How did you find the overall workload in this course?	Number of responses
Very light	0 (0.0%)
	0 (0.0%)
	1 (33.3%)
	1 (33.3%)
	1 (33.3%)
Very heavy	0 (0.0%)
Total	3 (100.0%)



	Mean	Standard Deviation	Coefficient of Variation	Min	Lower Quartile	Median	Upper Quartile	Max
How did you find the overall workload in this course?	4.0	1.0	25.0 %	3.0	3.5	4.0	4.5	5.0

## 12 How many hours per week do you estimate that you spent on this course?

How many hours per week do you estimate that you spent on this course?	Number of responses
1-15	1 (33.3%)
16-20	1 (33.3%)
21-25	1 (33.3%)
26-30	0 (0.0%)
30+	0 (0.0%)
Total	3 (100.0%)



	Mean	Standard Deviation	Coefficient of Variation	Min	Lower Quartile	Median	Upper Quartile	Max
How many hours per week do you estimate that you spent on this course?	2.0	1.0	50.0 %	1.0	1.5	2.0	2.5	3.0

## 13 Please sum up the main strengths of this component of the course.

Please sum up the main strengths of this component of the course.

I generally do not like statistics, and I felt like I was in deep waters when I realised that the subject of this course is statistics. However, our professor, [REDACTED], made everything as simple as possible. He tried to explained everything in simple terms and with many repetitions so that we can all understand as much as possible. I am still struggling, but at least I can see that there is a support system (our professor)

The instruction is very clear and do-able.

Well, even when you decide to have a qualitative study in the thesis phase, you would often need quantative research methods. So it is an inevitable component of the master's program. It was a very enjoyable course for me, because I love working with quantitative data.

Understanding the previous research is also supported by this course.

## 14 What suggestions do you have for improving this course?

What suggestions do you have for improving this course?

I wish to make it as an elective course.

I would have liked more time in the classroom where we did experimented with analysis of smaller tasks and interpreted the results.

Overall, it was a joy for me to work with the real life data and see the vast possibilities of knowledge that a data set can provide for a research.

Thank you.