

COURSE REPORT – Summary of course evaluation

Background information (To be completed by the course administrator)

Course LADOK code: KK154A	Scope (hp): 30,0 hp
Course title: Filmmaking II	
Course coordinator: Dennis Augustsson	Number of registered students: 15
Semester in which the course is conducted: HT25	
Is the course an independent course, programme course or contract course? If the course has been completed within a programme, enter the programme name.	

Forms of evaluation and feedback (To be completed by the course coordinator)

Formative course evaluation, for example dialogue during the course (optional)	Approx. number of students who participated in formative course evaluation(s): 13
Summative course evaluation (obligatory) <input checked="" type="checkbox"/> Only via Canvas <input type="checkbox"/> Canvas and other form <input type="checkbox"/> Only other form (written and/or oral)	Number of students who participated in the summative course evaluation: 3

Student's perspective (To be completed by the course coordinator)

<p>Summary of the students' oral and written feedback:</p> <p><i>Students appreciated the animation module (experimental filmmaking) and that they got the chance to do the film theory as a videoessay.</i></p> <p><i>Most students worked hard during the final projects and some felt that they were left little to much on their own.</i></p> <ul style="list-style-type: none"> • Overall, students expressed that the course had given them new and valuable insight.. • Some studentents felt that information on canvas came late and lacked a good structure. • For results of the summative survey, se attached report.

Teacher's perspective (To be completed by the course coordinator)

<p>Summary of the teacher's views:</p> <p><i>As only 3 students filled in the survey I'm not sure that they are representative for the rest of the group. We had informal evaluation after all modules where all were generally very satisfied with the course. The results from the formal survey seems polarised as some answers were on the very low end of the scale and others in the top. As no comments helped to discern what the issues were it's hard to make a proper analysis of the problems.</i></p> <ul style="list-style-type: none"> • The animation project were good! We have developed our portable "ministudios" in terms of equipment. More small lightrigs are added to complete the setup. There is an issue on where the students can set them up in the future. There is a need for smaller rooms, which we had before. <i>The sets are portable but have to remain undisturbed for the duration of the animation process.</i> • The videoessay assignment was generally successful and I think they learned a lot by doing

them and sharing them with their others. The assignment were evaluated with interviews with 8 students as part of a research project and compared to previous years the notion of performativity has landed well and the quality of the videoessays were generally higher.

• The final projects were high quality and the supervisions showed a great learning process for all involved. As the student were fully responsible for their projects some of them lacked the time for supervision. From my perspective there is a clear correspondance between the amount of supervision and the qualty of their work.

• The students were part of the planning and the decision on how to form teams and which films to produce. From my perspective this could be a risk, but I think it is important that they are part of that process. It went well this time and as far as I could see, they all acted professionally and responsible.

Action plan (To be completed by the course coordinator)

To avoid misunderstandings, the Canvas pages must be clearer and updated in good time before the different assignmnets. This falls on course coordinator AND techers.

Mayby a more rigid supervision plan for the final projects to avoid students to be “left o their own” and losing pace in their projects.

Remember to orally feedback the results of the course evaluation to

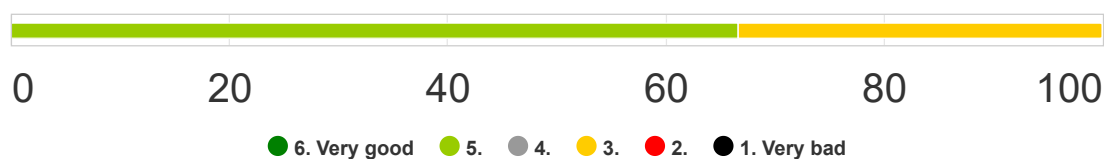
- the students who have completed the course evaluation
- the students of the next course round, i.e. the next time the course is given

Filmmaking II-HT25

Respondents: 16
Answer Count: 3
Answer Frequency: 18.75%

1 What do you think about the course as a whole?

	Number of responses
1. Very bad	0 (0%)
2.	0 (0%)
3.	1 (33%)
4.	0 (0%)
5.	2 (67%)
6. Very good	0 (0%)
Total	3 (100%)



	Mean	Standard Deviation
	4.3	1.2

2 What has been good about the course?

What has been good about the course?

The teachers, the general idea of the assignments

Bra stöttande lärare. Tydliga mål, tydlig handledning.

I've learned a lot from the different assignments and it's been fun to work with different teachers and very different approaches to film making.

3 What can be improved in the course until the next course offer?

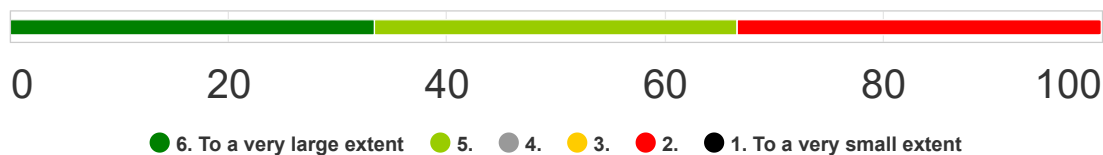
What can be improved in the course until the next course offer?

The structure in canvas was very bad and could hugely be improved upon. Assignments were not always posted in the "grades" module

Sometimes the information on canvas arrived pretty late or felt a bit sparse.

4 To what extent do you think the course has met your expectations in general?

	Number of responses
1. To a very small extent	0 (0%)
2.	1 (33%)
3.	0 (0%)
4.	0 (0%)
5.	1 (33%)
6. To a very large extent	1 (33%)
Total	3 (100%)



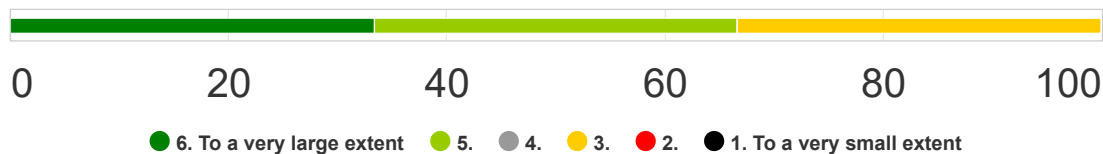
	Mean	Standard Deviation
	4.3	2.1

Questions about expected learning outcomes

We ask you to value the course on the basis of expected learning outcomes. You can find the expected learning outcomes in the syllabus here (open in new window).

To what extent do you consider you have achieved the expected learning outcomes of the course?

	Number of responses
1. To a very small extent	0 (0%)
2.	0 (0%)
3.	1 (33%)
4.	0 (0%)
5.	1 (33%)
6. To a very large extent	1 (33%)
Total	3 (100%)

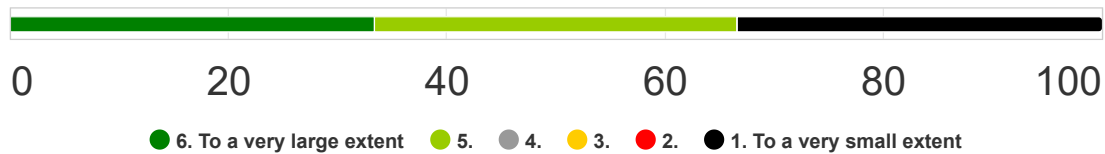


	Mean	Standard Deviation
	4.7	1.5

5 To what extent do you think that the working methods / learning activities on the course have reinforced your learning and your ability to achieve the expected learning outcomes?

Lectures

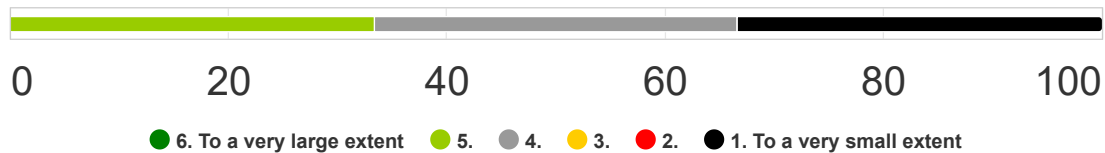
Lectures	Number of responses
1. To a very small extent	1 (33%)
2.	0 (0%)
3.	0 (0%)
4.	0 (0%)
5.	1 (33%)
6. To a very large extent	1 (33%)
Total	3 (100%)



	Mean	Standard Deviation
Lectures	4.0	2.6

Seminars

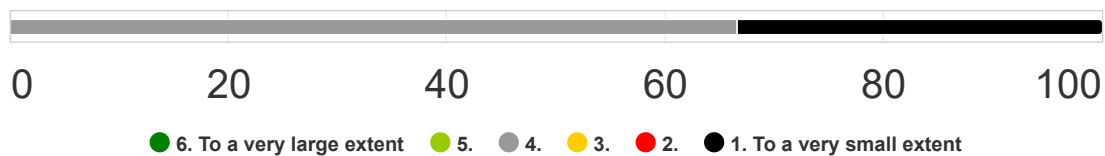
Seminars	Number of responses
1. To a very small extent	1 (33%)
2.	0 (0%)
3.	0 (0%)
4.	1 (33%)
5.	1 (33%)
6. To a very large extent	0 (0%)
Total	3 (100%)



	Mean	Standard Deviation
Seminars	3.3	2.1

Reading of the litterature

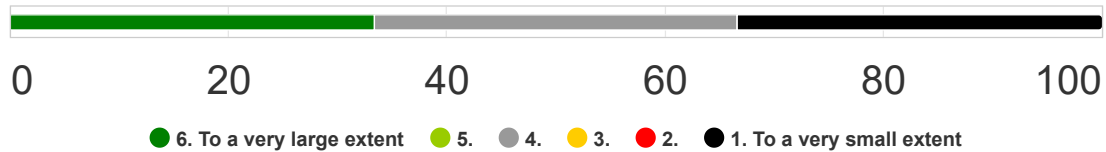
Reading of the litterature	Number of responses
1. To a very small extent	1 (33%)
2.	0 (0%)
3.	0 (0%)
4.	2 (67%)
5.	0 (0%)
6. To a very large extent	0 (0%)
Total	3 (100%)



	Mean	Standard Deviation
Reading of the litterature	3.0	1.7

Canvas

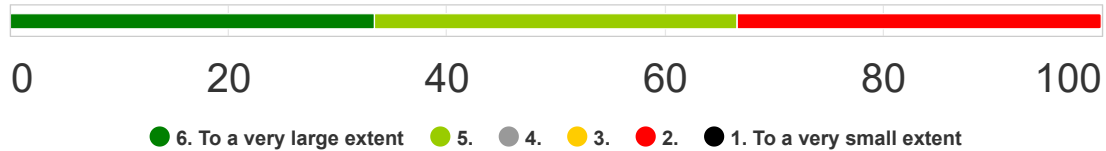
Canvas	Number of responses
1. To a very small extent	1 (33%)
2.	0 (0%)
3.	0 (0%)
4.	1 (33%)
5.	0 (0%)
6. To a very large extent	1 (33%)
Total	3 (100%)



	Mean	Standard Deviation
Canvas	3.7	2.5

Assignments

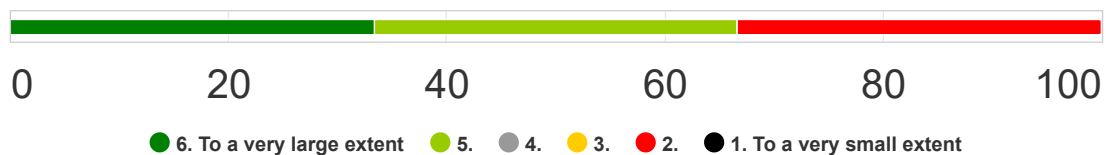
Assignments	Number of responses
1. To a very small extent	0 (0%)
2.	1 (33%)
3.	0 (0%)
4.	0 (0%)
5.	1 (33%)
6. To a very large extent	1 (33%)
Total	3 (100%)



	Mean	Standard Deviation
Assignments	4.3	2.1

Other teaching activities

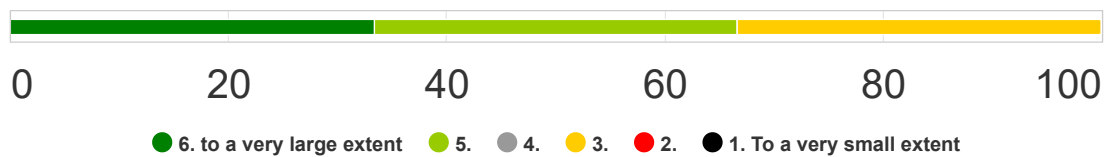
Other teaching activities	Number of responses
1. To a very small extent	0 (0%)
2.	1 (33%)
3.	0 (0%)
4.	0 (0%)
5.	1 (33%)
6. To a very large extent	1 (33%)
Total	3 (100%)



	Mean	Standard Deviation
Other teaching activities	4.3	2.1

6 To what extent do you think the examination forms have given you the opportunity to show how well you have achieved the expected learning outcomes?

	Number of responses
1. To a very small extent	0 (0%)
2.	0 (0%)
3.	1 (33%)
4.	0 (0%)
5.	1 (33%)
6. to a very large extent	1 (33%)
Total	3 (100%)

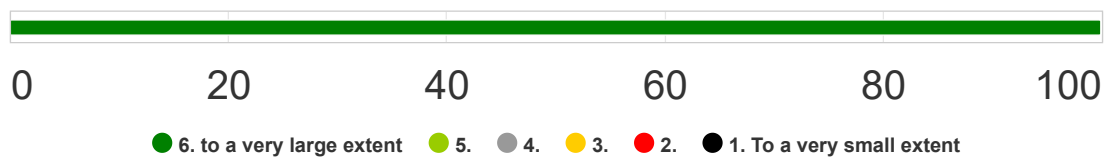


	Mean	Standard Deviation
	4.7	1.5

Other questions

7 To what extent has the course given you the opportunity to take responsibility for your own learning?

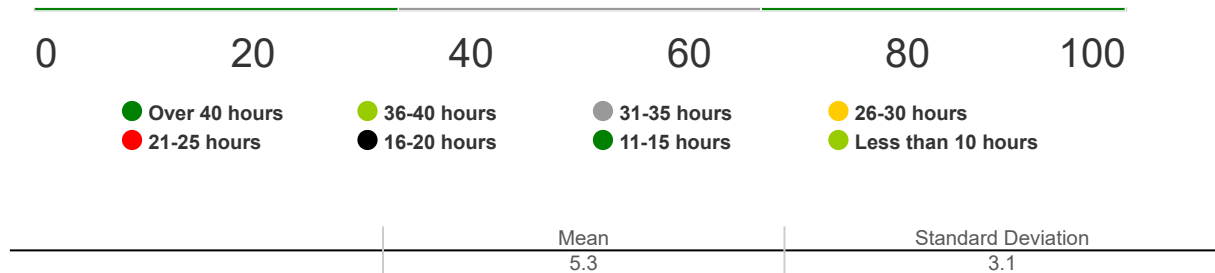
	Number of responses
1. To a very small extent	0 (0%)
2.	0 (0%)
3.	0 (0%)
4.	0 (0%)
5.	0 (0%)
6. to a very large extent	3 (100%)
Total	3 (100%)



	Mean	Standard Deviation
	6.0	0.0

8 How much time (hours) per week have you spent on the course?

	Number of responses
Less than 10 hours	0 (0%)
11-15 hours	1 (33%)
16-20 hours	0 (0%)
21-25 hours	0 (0%)
26-30 hours	0 (0%)
31-35 hours	1 (33%)
36-40 hours	0 (0%)
Over 40 hours	1 (33%)
Total	3 (100%)



Has this been enough to achieve the learning objectives of the course?

Nog den kurs jag har spenderat flest timmar i. Oftast självfövällat

Yes.

9 Other comments about the course and suggestions for improvements?

Other comments about the course and suggestions for improvements?

I think there should be a lot more time for the last assignment

I'm very sad that it's being removed. This is an incredible course!